

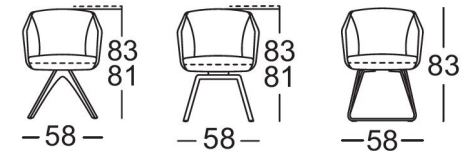
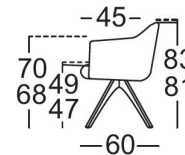
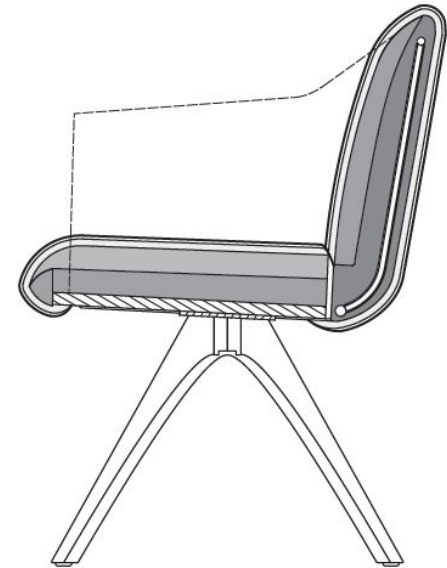
TECHNICAL DATA

ROLF BENZ 640



**ROLF
BENZ**

- Metal inner frame
 - Seat support in wood materials
 - Seat in polyurethane foam, built up in coordinated layers varying in height and firmness
 - Back and side part with foamoulded metal inner frame; the back is covered with an additional layer of soft foam
 - Cover quilted underneath with non-woven polyester
 - Four-leg solid wood, colorless painted, options:
 - Oak
 - Oak black pigmented
 - American walnut (against surcharge)
 - American walnut, old grey pigmented
 - Four-leg solid wood, colorless painted, rotatable, options (against surcharge):
 - Oak
 - Oak black pigmented
 - American walnut
 - American walnut, old grey pigmented
 - Four-leg metal, options:
 - Smooth steel, powder-coated, matt
 - RAL 7022 Umbra grey
 - RAL 9017 Traffic black
 - Four-leg metal, rotatable, options (against surcharge):
 - Smooth steel, powder-coated, matt
 - RAL 7022 Umbra grey
 - RAL 9017 Traffic black
 - Cross foot metal, options:
 - Smooth steel, powder-coated, matt
 - RAL 7022 Umbra grey
 - RAL 9017 Traffic black
- Steel high-gloss chrome (against surcharge)



! Due to the way the furniture is designed, and its comfort level, some wrinkles and sitting pressure indentations are inevitable, even in top quality Rolf Benz upholstered furniture.
All dimensions are approximate.

**ROLF
BENZ**