



# EGO IS

NEW  
INDIVIDUAL  
CLASSIC

Rolf Benz EGO

Design **Edgar Reuter**

Made in Germany

**ROLF  
BENZ**



Type G

---

Our classic in the new look and feel – Rolf Benz EGO is clearly focused on what matters most: you and your wishes. The number of possible combinations is impressive. Choose from 2 basic types, 5 seat widths, 6 modular elements, 17 side sections, 8 foot designs, 3 upholsteries, 4 seat depths and 3 seat heights. Not least thanks to the sumptuous choice of over 200 fabrics and over 100 leather coverings, your sofa is guaranteed to be unique. Depending on your personal taste, decide on one of the two basic Rolf Benz EGO shapes, Type G or Type F, which we will introduce to you in more detail on the following pages. From the smallest apartment to a spacious loft: Rolf Benz EGO offers you unique seating comfort in every shape.

Type F

---



EGO  
IS

A QUESTION  
OF STYLE



Type G

---

With Rolf Benz EGO Type G, you are opting for classic design. The straight side pieces with the backrest located in between are striking features. Discover the tremendous diversity of Rolf Benz EGO Type G as a living landscape or as a classic individual sofa. Type G offers an especially large selection of side parts. Their width influences the overall dimensions of the sofa decisively and can also be selected to save space in small rooms.







Type F

---

With Rolf Benz EGO Type F, you are choosing seating comfort on an unmistakably modern and elegant sofa. The particular hallmarks of this basic model are the back visible over the armrests and the shaped side sections. This design type also offers you a wide range of different modular elements and the full gamut of the Rolf Benz EGO concept.





## Rolf Benz 571 functional armchair

---

Enjoy the elegance it exudes: the new motorised functional armchairs can glide smoothly to your preferred position, controlled via touch sensors. Matching our most popular sofas in terms of style, these recliners create a unique symphony of high-tech ergonomics and a high-quality, streamlined appearance that fits in perfectly in an exquisite home setting. In terms of design, the Rolf Benz 571 model is matched perfectly with Rolf Benz EGO. It is available just the way you like it – in 2 sizes, 3 upholsterys and various foot designs.





Rolf Benz 8710

## Coffee tables

---

Your Rolf Benz EGO is also perfectly complemented by two different coffee tables on offer. The classical Rolf Benz 8710 range offers unobtrusive elegance. For the tops and frames, a variety of materials and surfaces can be combined, depending on your tastes.

The Rolf Benz 985 coffee and occasional table is a modern option with a hint of rusticity. For the sophisticated combination of wood and stone surfaces, you have the choice between various designs here too. All of the details on the configuration options can be found at [www.rolf-benz.com](http://www.rolf-benz.com)



Rolf Benz 985







## 8 steps to a tailored sofa

---

1. basic types
2. seat and sofa widths
3. sectional models
4. side elements
5. leg variants
6. seating comfort
7. seat depths
8. seat heights

One sofa – so many possibilities. Over the next few pages, we will show you how you can create your dream sofa step-by-step. Select a basic type and customise it to your own personal ergonomic, space and style requirements.

## Step 1 Basic types

---



Determine your individual sofa design and select from two basic types. Type G personifies the classic style with straight side sections with a back interposed between them. And Type F wins you over with its modern design with contoured side sections and a back visible over the armrests.

## Step 2 Seat and sofa widths

---



As an individual sofa, Rolf Benz EGO is available in different seat widths to suit the layout of your room. The seat widths of 126 cm, 147 cm, 168 cm, 189 cm or 210 cm plus the width of the two side elements give the total width of the sofa.

\*Adjustable side elements only possible in Type G.

### Step 3: Sectional models

---



Sectional sofa\*  
(seat widths 105 cm, 126 cm, 147 cm, 168 cm, 189 cm, 210 cm)  
Total width:  
with narrow side elements + 10 cm  
with wide side elements + 18 cm  
with adjustable side elements: + 32 cm



Sectional sofa  
(seat widths: 105 cm, 126 cm, 147 cm, 168 cm)



Sectional sofa with fixed footstool\*  
(seat widths 147 cm, 168 cm)



Corner unit  
(seat depth: left 52 cm/right 52 cm,  
left 55 cm/right 55 cm,  
left 59 cm/right 59 cm,  
left 62 cm/right 62 cm,  
left 52 cm/right 55 cm or left 55 cm/right 52 cm  
left 55 cm/right 59 cm or left 59 cm/right 55 cm  
left 55 cm/right 62 cm or left 62 cm/right 55 cm  
left 59 cm/right 62 cm or left 62 cm/right 59 cm)



Closing chair with fixed footstool\*  
(seat width 74 cm, 105 cm)  
Total width:  
with narrow side elements + 10 cm  
with wide side elements + 18 cm  
with adjustable side elements: + 32 cm



Sectional sofa with fixed footstool\*  
(seat width 126 cm),  
Total width:  
with narrow side elements + 10 cm  
with wide side elements + 18 cm  
with adjustable side elements: + 32 cm

With the Rolf Benz EGO modular elements, you can put together precisely the corner seating unit you need. Choose from closing chairs, sectional sofas, corner units and sectional benches in different sizes and designs.

We recommend that you use the planner enclosed with this brochure to configure your Rolf Benz EGO corner sofa unit.

\*These elements are only shown in the left version. They are also available in the right version.

## Step 4 Side elements



Type G  
Wide, low, continuous to floor  
(narrow or wide also possible,  
then medium-high or high  
also possible)



Type G  
Wide, medium  
(low or high also  
possible)



Type G  
Narrow, high  
(low or medium  
also possible)



Type G  
Adjustable (up to 60°),  
narrow, high



Type G  
Wide, low with  
cushion on top



Type F  
Wide, low



Type F  
Narrow, low

## Step 5 Leg variants



Side element to floor  
with glides\*



Side section to floor, with  
metal finisher strip  
in polished chrome  
or black\*



Metal polished or  
black



Wood foot (solid  
oak varnish or solid  
American walnut  
varnish)



Black runner  
Narrow side section



Black runner  
Wide side section



Skid metal silver or  
polished chrome\*  
(narrow side element)



Skid metal silver or  
polished chrome\*  
(wide side element)



Metal brace silver or  
polished chrome



Metal brace black



Wooden brace  
(solid oak varnish  
or solid American  
walnut varnish)

Stains for wooden feet



Solid oak, black  
pigmented, varnished



Solid oak, varnished



Solid American walnut,  
varnished

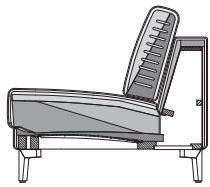
The side elements are available in different heights and breadths, and also with matching side element cushions for even greater comfort. The width of the side sections (10 cm, 18 cm) has a major influence on the total size of the sofa, and a more space-saving option can be chosen for smaller rooms. The total height of the side elements depends on the seat height.

The choice of leg has a major effect on how your Rolf Benz EGO sofa looks. We offer a large choice of stylish leg elements in many different designs. In wood or metal, as a brace leg or skid – all our feet are perfectly matched to the various side elements.

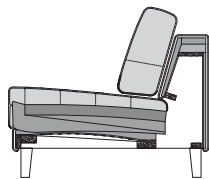
\*Not with end chairs with upholstered seat.

## Step 6 Seating comfort

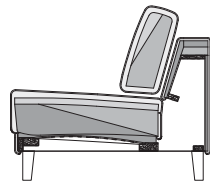
---



Seating comfort lounge plus\*



Seating comfort medium\*



Seating comfort firm\*



Lounge plus upholstery comfort\*  
Cushioned seating and soft seat support thanks to progressive seat structure made from highly elastic polyether cold foam, perfectly coordinated in various hardnesses, covered with a polyester fleece shell.



Medium upholstery comfort\*  
Easy seating and comfortable seat support thanks to a highly elastic combination of viscoelastic foam and polyether foam, integrated into a filled mat separated with cavity webs.



Seating comfort firm\*  
Firm seat cushion for good support achieved by a sandwich construction made up of several layers of high-quality polyether foams and a varying density in combination with a non-woven/foam composite fabric.

How do you like to sit? With Rolf Benz EGO, we offer three completely different cushion concepts: lounge plus, medium and firm seating comfort levels. The back cushions are always in line with the grade of comfort of the seat cushions.

Decide on your optimal combination of upholstery comfort, seat depth and seat height.

\*Not possible with ottoman and ottoman stool.

## Step 7 Seat depths

---



Seat depth: 52 cm\*  
Total depth: 96 cm



Seat depth: 55 cm\*  
Total depth: 96 cm



Seat depth: 59 cm\*  
Total depth: 103 cm




Seat depth: 62 cm\*  
Total depth: 103 cm

## Step 8 Seat heights

---



Seat height: 43 cm\*  
Total height incl. back cushion: 82 cm  
Side element height: 51 cm (low),  
57 cm (medium) or 66 cm (high)



Seat height: 45 cm\*  
Total height incl. back cushion: 84 cm  
Side element height: 53 cm (low),  
59 cm (medium) or 68 cm (high)



Seat height: 47 cm\*  
Total height incl. back cushion: 86 cm  
Side element height: 55 cm (low),  
61 cm (medium) or 70 cm (high)

To meet your individual requirements when it comes to sitting comfortably, Rolf Benz EGO comes in the seat depths 52 cm, 55 cm and 62 cm. If you like to sit upright with comfortable support, your best choice is 52 cm or 55 cm. The 62 cm seat depth is perfect for tall people and/or a more relaxed position.

The right seat height is very important for comfortable seating. Depending on your size and sitting habits, you should therefore choose one of the three different seat heights offered by Rolf Benz EGO. \*Please note that the seat height and depth can vary because of the different grade of expansion of the cover materials and the different cushion structures. Different dimensions apply for the club chair.

## Accessories



Armchair  
Seat width: 63 cm, total width:  
with narrow side elements: 83 cm  
with wide side elements: 99 cm  
Seat depth: 52, 55, 59 or 62 cm,  
leg design by choice



Club chair  
Seat width: 54 or 58 cm



Functional armchair 571  
Seat width: 58 cm



Upholstered stool  
Dimensions: 59 x 59 cm,  
not all leg variants  
available



Upholstered ottoman  
Dimensions: 101 x 59 cm,  
not all leg variants  
available



Leg support, pull-out  
Dimensions: 48 x 48 cm



Side cushion  
Dimensions: 43 x 39, 50 x 43  
or 50 x 50 cm



Upholstered cushion  
Dimensions: 40 x 40  
or 54 x 27 cm



Adjustable headrests\*  
Headrest 63 x 18 cm  
Headrest high 63 x 24 cm

## Combination options

### Basic types



### Seat and sofa widths



ca. 126 cm

ca. 210 cm

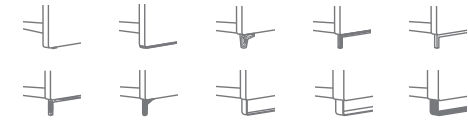
### Modular models



### Sides



### Foot versions



### Seat comfort



lounge plus

medium

firm

### Seat depths



ca. 52 cm

ca. 55 cm

ca. 59 cm

ca. 62 cm

### Seat heights



ca. 43 cm

ca. 45 cm

ca. 47 cm

The Rolf Benz EGO sofa collection is rounded off with armchairs, club chairs, functional recliner, ottomans and ottoman stools as well as an adjustable headrest. The side piece cushions in various sizes offer even more individuality and comfort, along with light, loose upholstered cushions and pull-out leg support.

\*Not suitable for seat depth 52 cm and club chair.

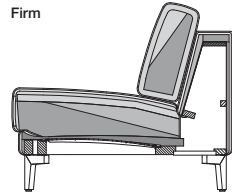
## Technical part



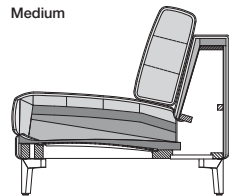
EGO Typ G



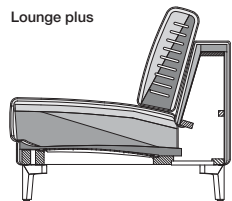
EGO Typ F



Firm



Medium



Lounge plus

- Wooden inner frame
- No-sag spring support (upholstered seat and upholstered bench without spring support). Exceptions are the EPT and PB models and the PSZ, where high-quality polyurethane foams are used for constructive reasons
- Seat pad in polyurethane foam
- Back pad in polyurethane foam
- Body cover quilted underneath with non-woven polyester
- **Seat comfort firm:**
  - › Seat made of high-quality cold foam, built up in layers and coordinated in different thicknesses and hardnesses with a polyester fleece covering.
  - › Seat cover quilted underneath with non-woven polyester
  - › Backrest cushions: Backrest cushions made of polyurethane foam covered with a fleece/foam composite pad.
- **Seat comfort medium:**
  - › Seat made of polyurethane foam, built up in layers to achieve a balance of different heights and firmnesses. Covered with a mat to achieve a down-like effect, which has chambers worked into it and is filled with foam rods and polyester fibres
- › Seat cover quilted underneath with non-woven polyester
- › Backrest cushions: Loose backrest cushions that are down-like in nature, comprising chambers with a filling made of foam rods and polyester fibre balls.
- **Seat comfort lounge plus:**
  - › Seat made of high-quality cold foam, built up in layers and coordinated in different thicknesses and hardnesses with a polyester fleece covering.
  - › Seat cover quilted underneath with non-woven polyester
  - › Backrest cushions: Backrest cushions made of polyurethane foam covered with a fleece/foam composite pad.
- Coupling for modular sofa elements with suspension fitting
- Legs in metal or wood in different finishes

! Due to the way the furniture is designed, and its comfort level, some wrinkles and sitting pressure indentations are inevitable, even in top quality Rolf Benz upholstered furniture. All dimensions are approximate.

## Technical part armchair



EGO Typ G



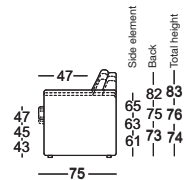
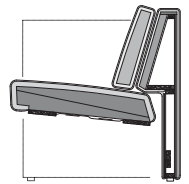
EGO Typ F

- Wooden inner frame
- Elastic webbing
- Back pad in polyether foam
- Loose back cushion: Back cushion in polyether foam, covered with polyester fleece
- Seat comfort:
  - Firm:** Seat with relatively high level of firmness and comfortable support due to a progressive structure of different but consistently firm layers of polyether foam. A hugging seat surface is created by covering with a high-grade non-woven/foam composite mat. The progressive structure results in only a slight "sitting-in" sensation and intensive seat support.
  - Medium:** Moderately firm seat with comfortable support, due to a progressive structure of highly elastic polyether foam layers of

differing degrees of firmness. A snug surface is created by covering the cushion with a mat made from a combination of high-quality fleece and foam. The progressive structure ensures a pleasantly soft "sitting-in" sensation while affording adequate support.

- Body cover quilted underneath with non-woven polyester
- Optionally 12 mm high plastic glides or casters. With casters, all heights are increased by 3 cm

! Due to the way the furniture is designed, and its comfort level, some wrinkles and sitting pressure indentations are inevitable, even in top quality Rolf Benz upholstered furniture. All dimensions are approximate.

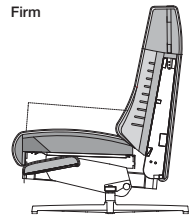




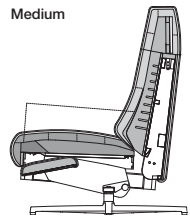
# Technical part functional recliner



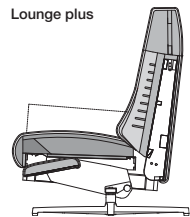
571



Firm



Medium















































Lounge plus

- Metal inner frame with integrated rotary and adjustment function
- Version with electrical adjustment function: Stepless electric motor-powered adjustment
- Seat and backrest can be individually steplessly adjusted to the relax position
- Nosag spring support
- **Seat comfort firm:**
  - › Seat made from polyurethane foam, constructed in layers of different thicknesses and firmnesses, matched to one another, and covered with polyester fleece
  - › Back surface made from polyurethane foam, covered in polyester fleece
  - › Steplessly adjustable headrest, tilt action
  - › Cover
- **Seat comfort medium:**
  - › Seat made of polyurethane foam, built up in layers to achieve a balance of different heights and firmnesses. Covered with a mat to achieve a down-like effect, which has chambers worked into it and is filled with foam rods and polyester fibres.
  - › Back surface made from polyurethane foam, covered in polyester fleece
  - › Steplessly adjustable headrest, tilt action
  - › Cover
- **Seat comfort lounge plus:**
  - › Seat built up in layers with polyurethane foam and a high-quality cold foam, coordinated in different heights and hardnesses, with a polyester fleece covering
  - › Back surface made from polyurethane foam, covered in polyester fleece
  - › Steplessly adjustable headrest, tilt action
  - › Cover
- **Leg finish:**
  - › Cross foot aluminium, fine structure, powder-coated, silk matt RAL 9017 traffic black
  - › Cross foot polished aluminium
  - › Star base steel, fine structure, powder-coated, silk matt RAL 9017 traffic black
  - › Star base steel, fine structure, powder-coated, silk matt RAL 7022 umbra grey
  - › Steel star base, polished chrome

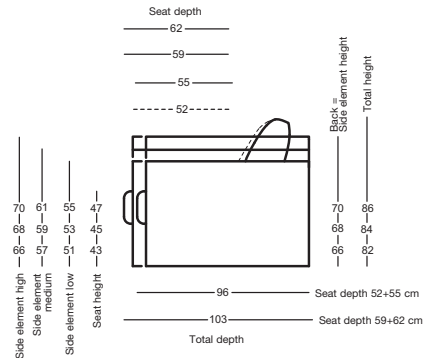
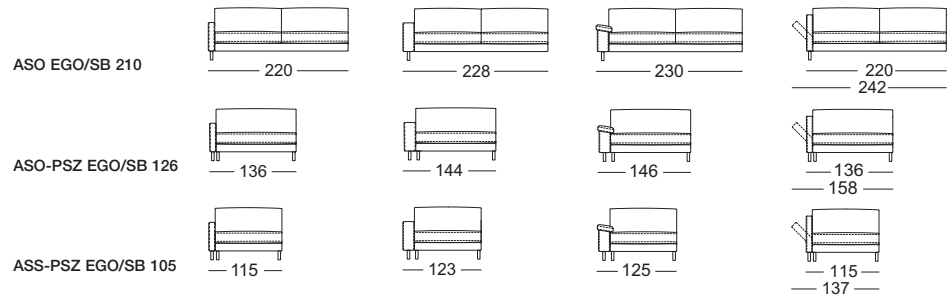
! Due to the way the furniture is designed, and its comfort level, some wrinkles and sitting pressure indentations are inevitable, even in top quality Rolf Benz upholstered furniture. All dimensions are approximate.

CL-SE EGO/LSE 571

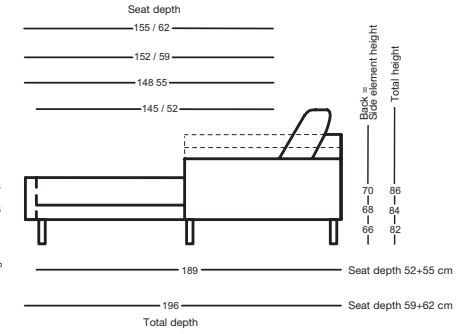


	Side element narrow	Side element wide	Side section with cushion	Adjustable side element
SE EGO	 83	 99	 103	 83 129
SOB EGO/SB 126	 146	 162	 166	 146 190
SOB EGO/SB 147	 167	 183	 187	 167 211
SOB EGO/SB 168	 188	 204	 208	 188 232
SOB EGO/SB 189	 209	 225	 229	 209 253
SOB EGO/SB 210	 230	 246	 250	 230 274
ASO EGO/SB 105	 115	 123	 125	 115 137
ASO EGO/SB 126	 136	 144	 146	 136 158
ASO EGO/SB 147	 157	 165	 167	 157 179
ASO EGO/SB 168	 178	 186	 188	 178 200
ASO EGO/SB 189	 199	 207	 209	 199 221

Side element narrow    Side element wide    Side section with cushion    Adjustable side element



ASS-PSZ:



The specified seat height dimensions are measured at the front edge of the seat upholstery. The measurements are approximate. Upholstery dimensions may vary depending on the different elasticities of the cover fabrics, different upholstery structures and usage behaviour.



Combination examples

