

TECHNICAL DATA

ROLF BENZ 318 LINEA



**ROLF
BENZ**

- Wooden inner frame
- Nosag spring support
- Cover quilted underneath with non-woven polyester
- Back in polyurethane foam

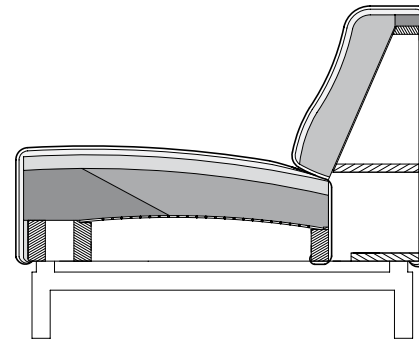
Classic

- Seat in polyurethane foam, built up in coordinated layers varying in height and firmness

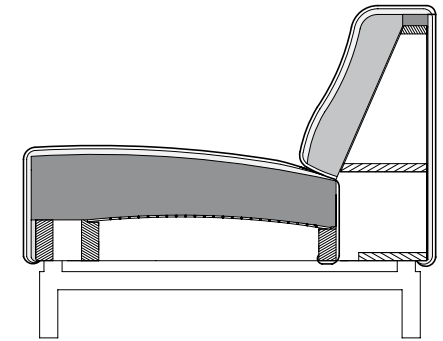
Lounge plus:

- Seat of top-grade cold foam
- Brace metal optionally:
- Stainless steel
- Smooth steel, powder-coated, matt RAL 9017 traffic black
- Conical base, clear varnish, optionally:
- Oak
- Oak, black pigmented
- American walnut

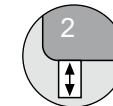
Classic



Lounge plus



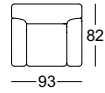
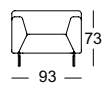
Seat heights available



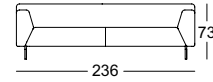
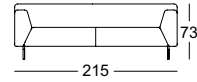
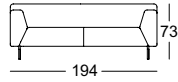
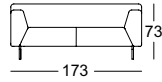
! High-quality, casual upholstery that forms waves/leaves indentations that are typical of the material. All measurements are approximate.

**ROLF
BENZ**

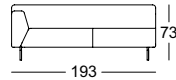
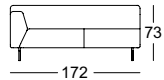
Armchair



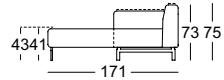
Sofa



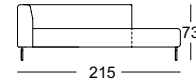
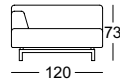
Sectional sofa*



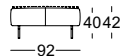
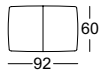
Closing chair with fixed footstool*



Corner sectional sofa with fixed footstool*



Upholstered bench element



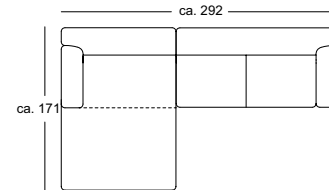
Footstool



Back cushion



Combination examples:



ASS-PSZ 318/120 le
ASO 318/172 ri

*These elements are only shown in the left version. They are also available in the right version.